




# Environmental Performance Report 2024-25



Since creation, the Palawa have lived in Lutruwita – Tasmania. More than 2,000 generations of Aboriginal families have cared for this Country, looking after its lands, seas, skies and waterways.

In the spirit of respect and gratitude, TasWater acknowledges the Tasmanian Aboriginal community as the traditional and ongoing custodians. We pay our respects to them, their culture and to elders past and present.

TasWater commits to working collaboratively and respectfully with the Tasmanian Aboriginal community to protect and sustain the precious resources on this ancient land for future generations.

# Introduction

**We're proud to present our second annual Environmental Performance Report, offering a statewide snapshot of how our sewage treatment plants are performing and the programs and capital projects underway to improve future outcomes.**

A healthy environment is vital to a thriving Tasmania. That's why we continue to embed sustainability across our operations and invest in initiatives that protect and regenerate our natural surroundings.

Supporting a healthier environment remains one of our four strategic outcomes, and we're committed to doing things differently – rethinking services, upgrading infrastructure, and going beyond minimising harm to actively improve environmental outcomes.

As Tasmania's water and sewerage provider, our connection to the environment is unique. We draw water from rivers, lakes and aquifers, and return treated wastewater to the environment. We take our responsibility to Tasmanians and the environment seriously, and we are focused on improving our services through sustainable practices.

Delivering better environmental outcomes requires significant and sustained investment. Through our Price and Service Plan 5 (PSP5) we're proposing to invest \$1.7 billion over four years to upgrade ageing infrastructure, improve sewage treatment, and protect Tasmania's waterways for the long term.

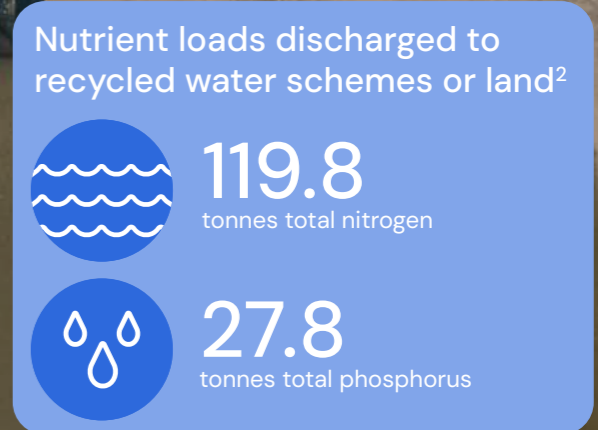
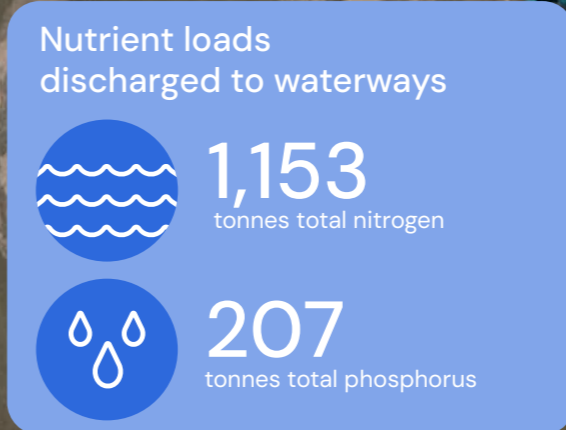
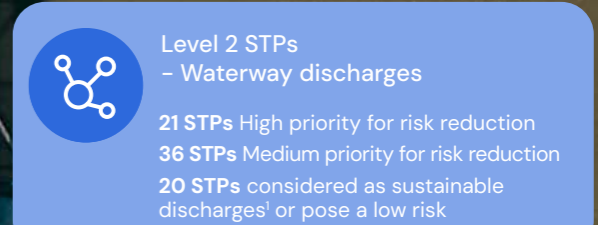
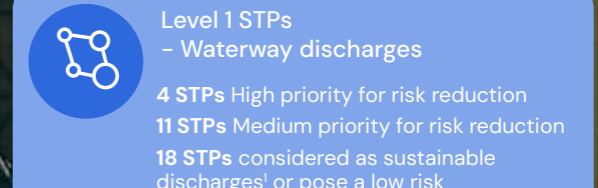
**Notes:**

- 1. Sustainable discharges are defined in accordance with the EPAs Regulatory Framework for the Sustainable Discharge of Treated Wastewater from Level 2 WWTPs.
- 2. Land discharges are via absorption trenches where treated wastewater is discharged to underground trenches to filter through the soil layers.
- 3. Scope 1 are emissions released into the atmosphere as a direct result of our activities; Scope 2 are referred to as indirect emissions where emissions are generated by a third party but purchased by TasWater, for example electricity usage.

This report should be read alongside our Corporate Plan 2026–30, our 2024–25 Annual Report, and our Annual Environmental Reviews (AERs), which form part of our compliance obligations with the Environment Protection Authority (EPA). These can all be found on the publications page of [our website](#).

Together, they document how we are investing in protecting and enhancing Tasmania's beautiful natural environment – not just for today but for generations to come.

## Year at a glance 2024–25



# Operations overview

**At TasWater, our purpose is to deliver exceptional water and sewerage services to support a thriving Tasmania.**

Our vision – ‘unlocking water’s full potential’ – reflects our commitment to the communities we serve and the landscapes we operate in. It’s a reminder of the responsibility we carry and the opportunity we have to make a lasting, positive impact.


Each day, we manage the collection, transport and treatment of sewage from around 196,000 residential and business connections across the state. Once treated, wastewater is safely returned to the environment, with ongoing monitoring to ensure we’re protecting Tasmania’s natural assets – now and into the future.

We’re proud to play a central role in supporting Tasmania’s social, environmental and economic wellbeing through the delivery of safe, reliable and sustainable water and sewerage services.

## Legislative requirements

As of 30 June 2025, we owned and operated 110 sewage treatment plants (STPs) across Tasmania. This includes 33 Level 1 STPs, regulated by local councils and designed to treat less than 100 kilolitres (kL) per day, and 77 Level 2 STPs, which treat more than 100 kL per day and are regulated by the EPA. Page 8 shows the geographical distribution of our STP operations across the state.

Our operations are subject to a range of environmental regulatory requirements (see below). Environmental Protection Notices (EPNs) are required for all Level 2 STPs and each EPN outlines conditions for operation, monitoring, reporting and planning at the site.



## Legislative and regulatory instruments

Our operations are subject to a range of regulatory requirements.

*Environmental Management and Pollution Control Act 1994*

*Land Use Planning and Approvals Act 1993*

*Environmental Management and Pollution Control (Waste Management) Regulations 2020*

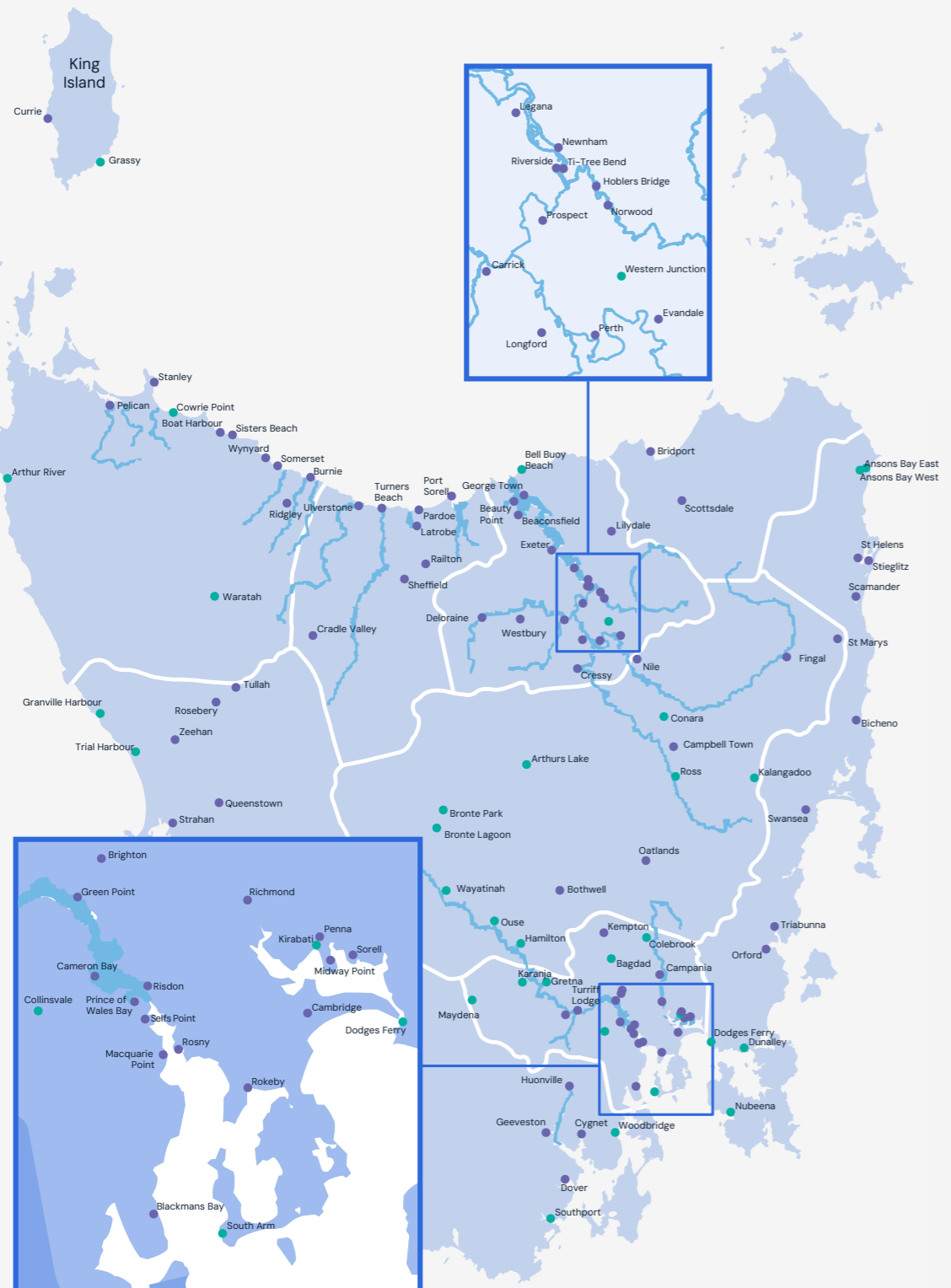
*Environment Protection Policy (Air Quality) 2004*

*State Policy on Water Quality Management 1997*

*Environment Protection Policy (Noise) 2009*

*Tasmanian Biosolids Reuse Guidelines 2020*

*Environmental Guidelines for the Use of Recycled Water in Tasmania, December 2002*



**Sewage Treatment Plants**

- Level 1
- Level 2

### Sewage treatment

Our treatment systems range from simple lagoon-based processes to advanced mechanical plants with filtration systems and biological nutrient removal. Where possible, the solid wastes (biosolids) are redirected for reuse, and treated wastewater is returned to the environment via:

- Approved recycled water schemes, or
- Land discharges through absorption trenches, or
- Licensed outfalls to rivers, lakes, estuaries or the ocean.


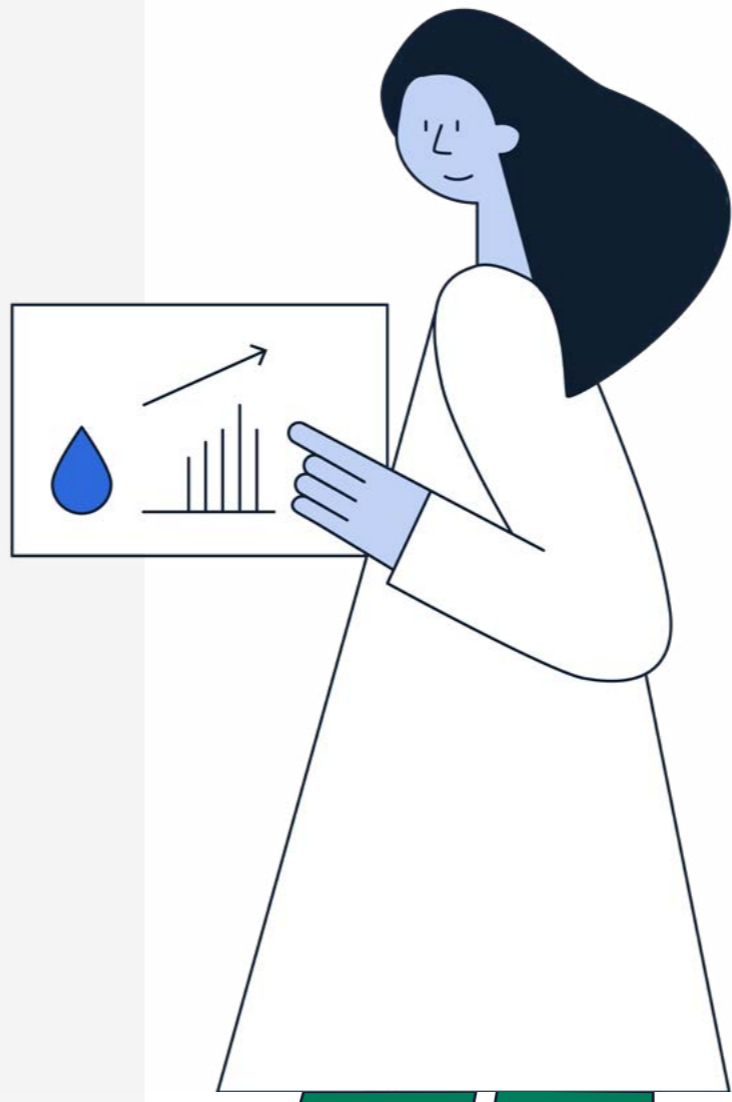
### Environmental reporting

We produce AERs for each Level 2 STP as required under their EPNs. These reviews demonstrate how we monitor performance, assess compliance, and identify opportunities to improve environmental outcomes.

In addition to AERs, we contribute data to several national and state environmental reporting frameworks, including:

- National Performance Report
- National Pollutant Inventory
- State of the Industry Reporting – for the Tasmanian Economic Regulator
- National Greenhouse and Energy Reporting Scheme

Our AERs provide a comprehensive summary of monitoring results, compliance with EPN conditions, environmental impacts, and improvement planning. These are published on our website and can be accessed [here](#).



# Treatment performance summary 2024-25

## Healthier land and waterways

Our sewage treatment plants that discharge to local waterways must meet the treated wastewater quality limits outlined in their EPNs or permits. Most EPNs set limits based on the type of treatment process rather than the specific risk posed to the receiving environment.

We conduct extensive ambient monitoring programs to better understand our environmental impact. These inform our Environmental Risk Assessments (ERAs), which evaluate the impact of discharges on local waterways and help prioritise improvements that support our goal of sustainable discharges.

At the end of 2024-25, 21 Level 2 STPs were classified as high risk – sites where flows are discharged to waterways and where impacts may include elevated nutrients, pathogens, or chemicals such as chlorine or ammonia. These sites are prioritised for investigation and investment.

Medium-risk sites – 36 Level 2 STPs – either have improved treatment or partially discharge to recycled water schemes, reducing their environmental impact. We remain committed to maintaining performance at these sites and at our Level 1 STPs, while continuing to optimise existing assets.

During 2024-25, 23 STPs were classified as full reuse, diverting more than 95 per cent of their treated wastewater to land, via recycled water schemes or absorption trenches. In total, 5084 ML of treated wastewater were diverted from waterways – equivalent to 2,033 Olympic-sized swimming pools.

## Removing pollutants

Reducing nutrient loads to waterways is critical to protecting human health, ecosystems, and Tasmania's economy. We've committed to reducing nutrient discharges by 30 per cent by 2030 and to zero by 2050.

Since our 2021-22 baseline, we've achieved a 14.5 per cent reduction in nutrient discharges – equivalent to 231 tonnes. This progress reflects our investment in treatment upgrades, inflow and infiltration reduction, and expansion of recycled water schemes.

## Treated wastewater quality

Our discharge risk classification system helps us target improvements where they're needed most. While some sites remain non-compliant with EPN limits for key parameters, our investment program is focused on the highest-risk locations.

Projects planned under our next Price and Service Plan (2026-30) aim to deliver a step change in environmental performance and risk reduction.

## Towards net zero emissions

We are committed to reducing our contribution to climate change by achieving net zero greenhouse gas emissions (scope 1 and 2) by 2050. Our Net Zero Emissions Roadmap includes actions we will take to achieve our interim target of a 30 per cent reduction in emissions by 2030.

In 2024-25, we emitted a total of 39,683 tonnes CO2-e (carbon dioxide equivalents).

Wastewater treatment is our largest source of methane and nitrous oxide emissions, this accounted for 51 per cent of the total emissions. We're focused on reducing these emissions through operational controls, plant consolidation and efficient design in our proposed PSP5 improvements.

The overall reduction in greenhouse gas emissions is approximately 10 per cent from last year's emissions (and 23 per cent from our baseline year). This is largely due to improvements in fugitive emission monitoring and a reduction in fleet fuel use.

We continued implementing actions from our Net Zero Emissions Roadmap, including projects with the universities in Western Australia and Queensland to better understand and reduce fugitive emissions. A new 48 kW solar system at Green Point STP will lower energy use and Scope 2 emissions, and ongoing fleet optimisation is reducing fossil fuel consumption.

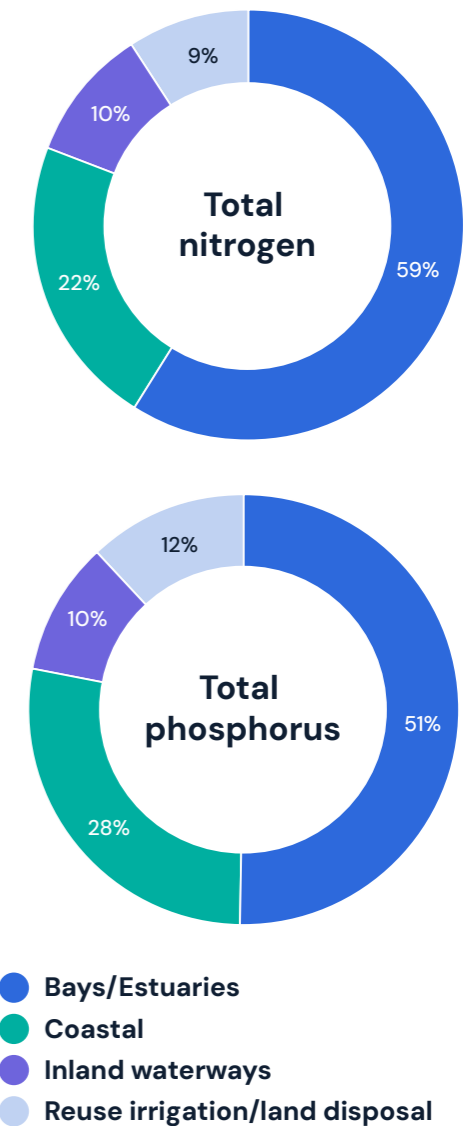
## Towards zero waste

We're committed to transitioning from a linear to a circular economy – designing out waste, keeping materials in use, and regenerating natural systems.

Biosolids, the solid by-product of sewage treatment, are treated and reused where possible. In 2024-25, 99.7 per cent of biosolids were diverted to beneficial reuse applications such as direct land application, composting and quarry rehabilitation. A small proportion was sent to landfill due to elevated contaminant concentrations.

Our Towards Zero Waste Roadmap supports our goal of achieving zero waste by 2050.

Figure 3: Load of nutrient discharges by receiving environment



**Table 1: Summary of Level 2 STP limit compliance and discharge risk**

STP	Ammonia	Biochemical Oxygen Demand	Chlorine	E. coli	Total Suspended Solids	Nitrogen	Phosphorus	Discharge Risk
Beaconsfield STP	●	●	--	●	●	●	●	Low
Beauty Point STP	●	●	--	●	●	●	●	Medium
<b>Bicheno STP</b>	●	●	--	●	●	●	●	High
Blackmans Bay STP	●	●	--	●	●	●	●	Low
Boat Harbour STP	●	●	--	●	●	●	●	Low
Bothwell STP	●	●	--	●	●	●	●	Low
Bridport STP	●	●	●	●	●	●	●	Medium
Brighton STP	●	●	--	●	●	●	●	Low
Burnie STP	●	●	--	●	●	●	●	Medium
<b>Cambridge STP</b>	●	●	--	●	●	●	●	Medium
<b>Cameron Bay STP</b>	●	●	●	●	●	●	●	High
Campania STP	●	●	--	●	●	●	●	Medium
Campbell Town STP	●	●	--	●	●	●	●	Low
<b>Carrick STP</b>	●	●	--	●	●	●	●	Medium
Cradle Valley STP	●	●	--	●	●	●	●	Medium
Cressy STP	●	●	--	●	●	●	●	Low
Currie STP	●	●	--	●	●	●	●	Medium
Cygnets STP	●	●	●	●	●	●	●	Medium
Deloraine STP	●	●	--	●	●	●	●	Medium
Dover STP	●	●	●	●	●	●	●	Medium
Evandale STP	●	●	--	●	●	●	●	Medium
Exeter STP	●	●	--	●	●	●	●	Medium
Fingal STP	●	●	●	●	●	●	●	Medium
<b>Geeveston STP</b>	●	●	●	●	●	●	●	High
George Town STP	●	●	--	●	●	●	●	Low
Green Point STP	●	●	●	●	●	●	●	Medium
Hoblers Bridge STP	●	●	●	●	●	●	●	High
Kempton STP	●	●	--	●	●	●	●	Medium
Latrobe STP	●	●	●	●	●	●	●	Medium
Legana STP	●	●	--	●	●	●	●	Medium
Lilydale STP	●	●	--	●	●	●	●	Medium
Longford STP	●	●	--	●	●	●	●	Medium
<b>Macquarie Point STP</b>	●	●	●	●	●	●	●	High
Midway Point STP	--	--	--	--	--	--	--	Low
Newnham STP	●	●	●	●	●	●	●	Medium
Norwood STP	●	●	●	●	●	●	●	High
Oatlands STP	●	●	--	●	●	●	●	Low
<b>Orford STP</b>	●	●	--	●	●	●	●	Low
Pardoe STP	●	●	--	●	●	●	●	Medium

STP	Ammonia	Biochemical Oxygen Demand	Chlorine	E. coli	Total Suspended Solids	Nitrogen	Phosphorus	Discharge Risk
Penna RWS	●	●	--	●	●	●	●	Low
Perth STP	●	●	--	●	●	●	●	Medium
<b>Port Sorell STP</b>	●	●	--	●	●	●	●	High
Prince of Wales STP	●	●	●	●	●	●	●	High
<b>Prospect Vale STP</b>	●	●	--	●	●	●	●	High
Queenstown STP	●	●	--	●	●	●	●	Low
Railton STP	●	●	--	●	●	●	●	High
Ranelagh STP	●	●	●	●	●	●	●	Medium
Richmond STP	●	●	--	●	●	●	●	Low
Ridgley STP	●	●	--	●	●	●	●	Medium
Risdon Vale STP	●	●	●	●	●	●	●	Medium
Riverside STP	●	●	●	●	●	●	●	Medium
Rokeby STP	●	●	--	●	●	●	●	Low
Rosebery STP	●	●	--	●	●	●	●	Medium
Rosny STP	●	●	--	--	●	●	●	Medium
Scamander STP	●	●	--	●	●	●	●	Low
<b>Scottsdale STP</b>	●	●	●	●	●	●	●	High
<b>Selfs Point STP</b>	●	●	●	●	●	●	●	Low
<b>Sheffield STP</b>	●	●	--	●	●	●	●	High
Sisters Beach STP	●	●	●	●	●	●	●	Medium
<b>Smithton (Pelican Point) STP</b>	●	●	●	●	●	●	●	High
Somerset STP	●	●	--	●	●	●	●	High
<b>Sorell STP</b>	--	--	--	--	--	--	--	Medium
St Helens STP	●	●	●	●	●	●	●	Medium
St Marys STP	●	●	--	●	●	●	●	Low
<b>Stanley STP</b>	●	●	--	●	●	●	●	Medium
Steiglitz STP	●	●	--	●	●	●	●	Low
Strahan STP	●	●	--	●	●	●	●	Low
Swansea STP	●	●	--	●	●	●	●	High
<b>Ti-Tree Bend STP</b>	●	●	●	●	●	●	●	High
<b>Triabunna STP</b>	●	●	--	●	●	●	●	High
Tullah STP	●	●	--	●	●	●	●	Medium
<b>Turners Beach STP</b>	●	●	--	●	●	●	●	High
Turriff Lodge STP	●	●	●	●	●	●	●	Medium
<b>Ulverstone STP</b>	●	●	--	●	●	●	●	High
Westbury STP	●	●	--	●	●	●	●	High
<b>Wynyard STP</b>	●	●	--	●	●	●	●	High
Zeehan STP	●	●	--	●	●	●	●	Medium

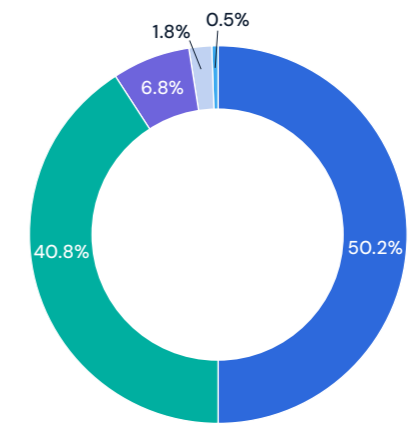
-- not analysed      ● ≥ 95 % Compliant      ● 50 - < 75 % Substantially non-compliant  
 \* STP is not routinely monitored      ● 75 - < 95 % Substantially compliant      ● < 50 % Non-compliant  
**'Bold'** - projects associated in PSP5

**Table 2: Summary of Level 1 STP quality assessment and discharge risk**

STP	Ammonia	Biochemical Oxygen Demand	Chlorine	E. coli	Total Suspended Solids	Nitrogen	Phosphorus	Discharge Risk
Ansons Bay (East) STP	●	●	--	●	●	●	●	NA
Ansons Bay (West) STP	*	*	--	*	*	*	*	NA
Arthur River STP	●	●	●	●	●	●	●	NA
Bagdad STP	●	●	--	●	●	●	●	High
Barwick Lagoons STP	*	*	--	*	*	*	*	NA
Bell Bouy STP	●	●	--	●	●	●	●	NA
Blessington (South Arm) STP	●	●	●	●	●	●	●	Medium
Bronte Lagoon STP	●	●	--	●	●	●	●	NA
Bronte Park STP	●	●	--	●	●	●	●	Low
Colebrook STP	●	●	--	●	●	●	●	Low
Collinsvale STP	●	●	--	●	●	●	●	Low
Conara STP	●	●	--	●	●	●	●	Medium
Cowrie Point STP	●	●	--	●	●	●	●	NA
Dodges Ferry STP	*	*	--	*	*	*	*	NA
Dunalley STP	●	●	●	●	●	●	●	Medium
Flintstone (Arthurs Lake) STP	●	●	--	●	●	●	●	Low
Granville Harbour STP	●	●	--	●	●	●	●	NA
Grassy STP	●	●	--	●	●	●	●	Medium
Gretna STP	●	●	●	●	●	●	●	Medium
Hamilton STP	●	●	--	●	●	●	●	Medium
Kalangadoo STP	●	●	--	●	●	●	●	NA
Karanja STP	●	●	--	●	●	●	●	NA
Maydena STP	●	●	●	●	●	●	●	Medium
Nile STP	●	●	--	●	●	●	●	Medium
Nubeena STP	●	●	--	●	●	●	●	Medium
Ouse STP	●	●	--	●	●	●	●	Low
Ross STP	●	●	--	●	●	●	●	High
Southport STP	●	●	--	●	●	●	●	Low
Trial Harbour STP	●	●	--	●	●	●	●	Medium
Waratah STP	●	●	--	●	●	●	●	Medium
Wayatina STP	*	*	--	*	*	*	*	NA
Western Junction STP	●	●	--	●	●	●	●	High
Woodbridge STP	●	●	●	●	●	●	●	High

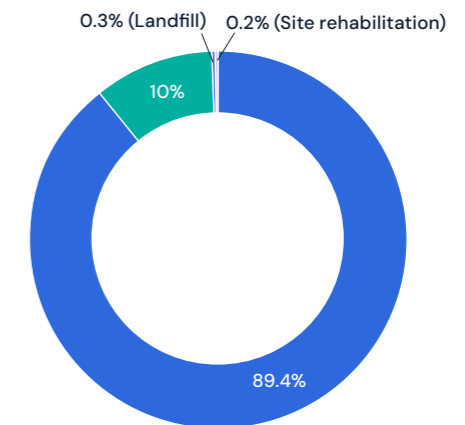
-- not analysed      ● ≥ 95 % Compliant      ● 50 - < 75 % Substantially non-compliant  
 \*STP is not routinely monitored      ● 75 - < 95 % Substantially compliant      ● < 50 % Non-compliant

**Figure 4: 2024-25 sources of CO2-eq**



- **Wastewater treatment** 19,912 tonnes
- **Electricity** 16,181 tonnes
- **Transport fuels** 2,699 tonnes
- **Stationary fuels** 706 tonnes
- **Industrial processes** 185 tonnes

**Figure 5: biosolids reuse applications**



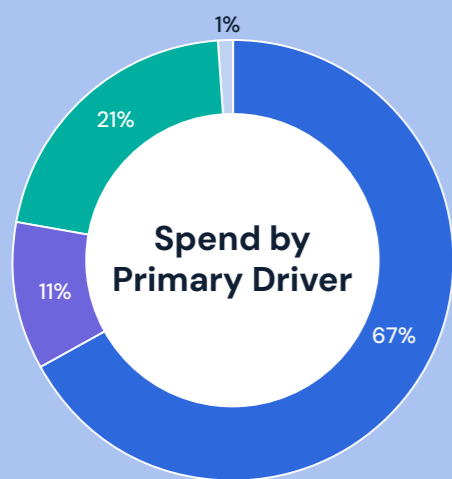
- **Agriculture (reuse)** 18,846 tonnes
- **Composting (reuse)** 2,112 tonnes
- **Landfill** 65 tonnes
- **Site rehabilitation (reuse)** 48 tonnes

# Projects progressing us towards sustainable discharges


We're prioritising improvements at our highest-risk sites through our major capital works program. These upgrades are designed to reduce environmental risk and support long-term performance.

Our minor capital and operational works programs focus on maintaining and optimising existing assets. This helps us sustain current performance levels and prevent any increase in environmental risk.

Over the past year, we've invested in key projects to help realise our environmental goals.



- Compliance \$232.0M
- Improvement \$41.0M
- Renewal \$82.0M
- Growth \$17.0M



## Selfs Point Sewer Transformation Project

**Project cost:** \$380 million

**Expected completion:** Late 2026

Selfs Point Sewer Transformation is our largest ever infrastructure project and is on track for delivery in late 2026.

It is, essentially, three projects in one:

- Upgrading the Selfs Point treatment plant to manage increased volumes.
- Decommissioning the Macquarie Point treatment plant and installing a sewage pump station (SPS) with emergency storage.
- Constructing a 4.3 km transfer pipeline between the two sites.

This transformation will support our environmental and climate adaptation strategies – benefiting Tasmanians now and into the future.

It gives us a pathway to decommission ageing assets across our network, improve the health of the River Derwent, and unlock economic opportunities through circular economy initiatives.

Construction began in late 2024 and the project will deliver a substantial net environmental benefit to the Derwent Estuary.



### Key environmental benefits:

- A 58 per cent reduction in total nitrogen and 42 per cent reduction in total phosphorus – about 132 tonnes less discharged each year from Selfs Point and Macquarie Point STPs.
- No more regular wastewater discharge at the Macquarie Point outfall.
- All dry weather treated flows will be directed to the Blinking Billy outfall in the lower Derwent Estuary, offering superior mixing and dilution.
- Removing the need for chlorine disinfection.

This transformation is a key step toward a healthier River Derwent and a more resilient future – supporting our environmental goals and delivering lasting benefits for Tasmanians.

# Sensitive Waterways Program

**Project cost:** \$10 million

**Expected completion:** June 2026

Our Sensitive Waterways Program is a direct investment in protecting some of Tasmania's most sensitive environments.

Launched in November 2021 and co-funded by the National Water Grid Authority, the program targets sewage overflows into sensitive coastal and estuarine waterways. The program involved a major civil construction effort across 33 sites in nine coastal catchments.

The program is reducing the frequency and severity of untreated spills by installing emergency storage tanks, upgrading switchboards and pumps, and improving monitoring and control systems. Works were delivered under tight timeframes in environmentally sensitive areas like Triabunna, Midway, Sorell, Dunalley, Cygnet, Dover, and Woodbridge.

Construction is guided by heritage-sensitive practices and strong stakeholder engagement, ensuring compliance with environmental, safety, and cultural heritage standards.

Upgraded sites are reporting fewer spills and improved environmental outcomes.

## Sorell and Midway Point Sewerage Network Upgrades

Emergency storage capacity has been increased at several SPSs in the Sorell region. Works included new sewer mains, upgraded infrastructure, and expanded storage to reduce the risk of overflows during wet weather and power outages. These upgrades have significantly lowered spill risks and are already delivering positive environmental outcomes.

## Triabunna SPS Upgrade

Upgrades to Triabunna's ageing sewerage network are reducing the frequency, volume, and impact of overflow events caused by stormwater infiltration and infrastructure limitations. The works have improved protection for the local community and environment.

Construction included additional network storage, new pipeline installations, and infrastructure upgrades to reduce spills and improve system performance during wet weather. These improvements were delivered in high-use public areas with careful consideration of environmental and heritage sensitivities.

## Woodbridge Sewerage Network Upgrades

Woodbridge's sewerage network was designed and built decades ago for a much smaller town.

The network often overflowed when stormwater entered the sewerage system. We installed emergency storage tanks at the Silverwater Park SPS to minimise the frequency, volume, and impact of overflow events, leading to improved environmental outcomes for the region.

## Orford Sewerage Network Upgrade

The Orford Sewerage Upgrade is a major infrastructure investment aimed at reducing the frequency, volume, and impact of overflow events in the region. The project is upgrading five SPSs and constructing a new pressurised rising main to improve network performance and environmental outcomes.

The existing network has struggled with stormwater intrusion and overflow risks. The upgrades will split the network to reduce load, increase emergency storage, and improve operational response times.

Works include new underground storage tanks, electrical switchboard upgrades, odour management improvements, and enhanced access for emergency response. Construction is being delivered by Tasmanian firms under a collaborative model.



## South Brighton Sewer Project

**Project cost:** \$9.5 million

**Completed:** March 2025

The South Brighton Sewer Infrastructure Project was a collaborative effort between us, the Brighton Council, and delivery partners to unlock land for housing in one of Tasmania's fastest-growing municipalities.

With 73 hectares of rezoned land and multiple developments ready to proceed, the absence of sewer servicing posed a major barrier. We took a precinct-scale leadership role, delivering coordinated infrastructure to support residential, educational, and commercial growth.

The \$9.5 million project – funded by an Australian Government grant – included the design and construction of a new SPS, gravity and rising mains, emergency storage, and SCADA and electrical upgrades. Ageing assets were decommissioned, and new connections were provided to Homes Tasmania developments, Brighton Primary School, and private residential sites.

Delivered under tight timeframes to align with the opening of Brighton High School in February 2025, the project was planned to deliver short- and long-term servicing outcomes, and established a model for utility-led urban growth.

## Green Point Sewage Treatment Plant Upgrade

**Project cost:** \$14.5 million

**Expected completion:** December 2025

The Green Point Sewage Treatment Plant, located at Bridgewater in southern Tasmania, is undergoing a major upgrade to support future growth and improve environmental performance.

The project includes upgrades to the plant's electrical and control systems, as well as its two anaerobic digesters and the installation of a new biogas system. These improvements will enhance the efficiency of the waste treatment process, reduce odour, and ensure the plant can meet the needs of the growing Bridgewater community.

The upgrade also includes the replacement of ageing infrastructure and the integration of modern systems to support long-term operational performance.

### Solar system installation

As part of the broader upgrade, a 48-kilowatt rooftop solar system – our largest to date – has been installed at Green Point. This marks a significant step toward our goal to self-generate at least 30 per cent of electricity demand by 2050, supporting the organisation's journey to net zero emissions.

The solar installation contributes to reducing greenhouse emissions and demonstrates our commitment to sustainable infrastructure investment.

## Smithton SPS Upgrade

**Project cost:** \$22.3 million

**Expected completion:** March 2026

We're upgrading the Smithton SPS – also known as Davis Street SPS – to improve environmental outcomes for Duck River and the surrounding area.

This is the main pump station in Smithton, receiving flow from seven other stations and serving around 78 per cent of the township – including major industrial contributors. The pump station has a history of overflows into Duck River and odour complaints from nearby residents.

We're addressing several environmental risks through a major infrastructure upgrade that includes:

- A new SPS on the Davis Street site, with emergency storage to hold four hours of average dry weather flow
- A new switch room, housing upgraded electrical equipment
- A new odour control unit, designed and built to reduce impacts on the community
- Six new maintenance holes and interconnecting gravity sewers to redirect incoming flows
- Renewal of 700 metres of sewer pipeline
- Decommissioning and rehabilitation of the existing pump station site

By investing in smarter infrastructure at Smithton, we're protecting Duck River and strengthening our environmental performance for the communities we serve.



# Tamar Estuary River Health Action Plan – New sewer pipeline

One of the most high-profile ways we're improving Tasmania's waterways is through the \$129.2 million Tamar Estuary River Health Action Plan (TERHAP) – a landmark initiative jointly funded by the Australian and Tasmanian governments, the City of Launceston, and TasWater.

In 2024–25, we reached a major milestone with the completion of a new three-kilometre sewage pipeline beneath Kanamaluka / Tamar estuary. This pipeline is a critical part of the broader TERHAP program, which is delivering new sewerage infrastructure to reduce the frequency and volume of combined sewage and stormwater overflows in Launceston.

For the community, this means fewer wet weather spill events and cleaner water for recreational activities like swimming, kayaking and fishing. For the environment, it means healthier aquatic ecosystems and improved habitat for native species.

The pipeline was constructed using horizontal directional drilling (HDD) – a trenchless technology that allowed us to install a 900mm-diameter pipe beneath the riverbed with minimal surface disruption. In some places, the pipe was installed 40 metres below the riverbed. This approach protected sensitive urban and natural environments, harnessing innovation and collaboration, while honouring our commitment to environmental stewardship.

Once complete, TERHAP will reduce combined system overflows into the estuary by approximately 50 per cent, reduce nutrient discharge by 70 per cent, and cut bacterial levels in Zone 1 of the estuary by 34 per cent.

These improvements will significantly enhance the health of the estuary and its surrounding ecosystems.

Cleaner water and fewer pollutants will help restore the natural balance of the estuary, supporting biodiversity and making the area safer and more enjoyable for locals and visitors.

We're also working closely with the City of Launceston to explore high-value water reuse opportunities as part of this initiative – supporting our shared vision for cleaner, more resilient waterways and a healthier environment for future generations.

Projects like TERHAP demonstrate what's possible when we invest in infrastructure that protects our waterways and strengthens community wellbeing.





© TasWater 2025  
ABN 47 162 220 653  
E: [enquiries@taswater.com.au](mailto:enquiries@taswater.com.au)  
P: 13 6992  
GPO Box 1393,  
Hobart, Tasmania 7001  
[taswater.com.au](http://taswater.com.au)